


MSA Latchways® Vertical Ladder Kits



Vertical ladder system

Vertical ladder system with extension post



Because every life has a purpose...

Kit Overview

MSA Latchways Vertical Ladder Kits provide an easy-to-install solution when fall protection is necessary for climbing activities on fixed ladders. A vertical lifeline allows movement up and down the entire height of the line, eliminating the need to disconnect and find new tie-off points while ascending or descending a ladder. In the event of a fall, the climbing device automatically engages the vertical lifeline and locks, arresting the fall and potentially saving a life.

These vertical ladder kits come in multiple lengths for different ladder heights and must be used in conjunction with the Latchways LadderLatch™ climbing device.

The LadderLatch climbing device is a device for use on all Latchways vertical systems. It incorporates the unique starwheel, allowing the unit to pass over cable supports without the need to detach. It also includes an anti-inversion mechanism so the device cannot be connected to the cable upside down.

The Latchways LadderLatch is **SOLD SEPARATELY** (see page 4).

Approvals

- ANSI Z359.1
- CSA Z259.2.5
- Meets OSHA 1910.28 – Walking/Working Surfaces Standard



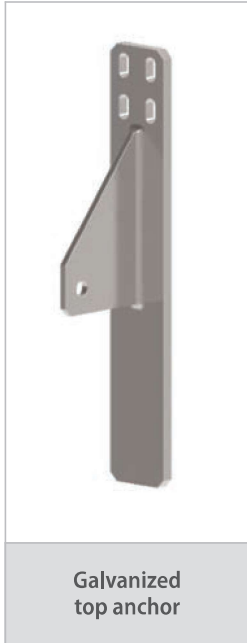
Kit Ordering Information

Vertical Ladder System Kits				
Kit Numbers				
30901-00	30902-00	30903-00	30904-00	30905-00
20 ft (6 m)	40 ft (12 m)	55 ft (17 m)	75 ft (22 m)	90 ft (27 m)

Extension Post—Vertical Ladder System Kits				
Kit Numbers				
31901-00	31902-00	31903-00	31904-00	31905-00
20 ft (6 m)	40 ft (12 m)	55 ft (17 m)	75 ft (22 m)	90 ft (27 m)

Extension Posts are necessary for ladders where the the top rung does not give the necessary clearance required to step on to the surface area. The user will need additional height for the fixed ladder in order to step onto the surface area and detach properly.

Kit Components



Tools required

- 2 x 19 mm wrench
- 1 x 5 mm security head allen key
- 2 x adjustable wrench—adjustable to 1 ¼" (30 mm)
- 1 x 17 mm deep socket
- Cable cutters
- Long nose pliers
- Torque wrench capable of applying 14.75 ft lb (20 Nm)

Attachment device (sold separately)

Latchways attachment devices are designed to connect the user, wearing a full body harness, to a Latchways cable system. These devices allow hands-free operation for system users. The unique starwheel allows the device to pass over cable supports without the need to detach.



⚠ CAUTION

The Latchways LadderLatch device is the only approved attachment device for use with MSA Latchways Vertical Ladder Kits.

Note: This Bulletin contains only a general description of the products shown. While uses and performance capabilities are described, under no circumstances shall the products be used by untrained or unqualified individuals and not until the product instructions including any warnings or cautions provided have been thoroughly read and understood. Only they contain the complete and detailed information concerning proper use and care of these products.



ID 4600-065-MC / May 2017

© MSA 2017 Printed in U.S.A.

MSA – The Safety Company
 1000 Cranberry Woods Drive
 Cranberry Township, PA 16066 USA
 Phone 724-776-8600
www.MSAsafety.com

U.S. Customer Service Center
 Phone 1-800-MSA-2222
 Fax 1-800-967-0398

MSA Canada
 Phone 1-800-672-2222
 Fax 1-800-967-0398

MSA Mexico
 Phone 01 800 672 7222